

---

# Hopping for Frogs

---

## El Yunque National Forest Quarter


### Grades Kindergarten and One

---



### OBJECTIVE

Students will describe the life cycle of a frog.




### SUBJECT AREA CONNECTIONS

- Science
- Language Arts
- Art



### SUMMARY

1. Display and examine the El Yunque National Forest quarter design. Locate this site on a class map. As background information, explain to the students that the United States Mint began to issue the quarters in the America the Beautiful Quarters® Program in 2010. By the time the program ends in 2021, there will be a total of 56 designs on the back of the coin. Each design will focus on a different national site—one from each state, territory, and the District of Columbia
2. Visit the El Yunque National Park web site to learn more about the coqui singing tree frog (found in Puerto Rico’s El Yunque National Forest). These frogs are known for their vocalizations, which sound like singing.
3. Visit web sites to hear audio clips of the coqui singing tree frog. Discuss with the class why the coqui frog might make this unusual sound. Read and discuss a text that gives information about frogs, focusing on the frog’s life cycle. Create and label a frog life cycle using the “Hopping for Frogs” worksheet. Display in the classroom.




### ASSESSMENT

- Review the students’ frog life cycle mobiles for understanding of the lesson objectives.
- Have students present and explain the completed frog life cycle mobiles to students in another grade.



### RESOURCES

- “El Yunque National Forest Quarter” page
- “Hopping for Frogs” worksheet



# Hopping for Frogs

- America the Beautiful Quarters Program: [www.usmint.gov/kids/teachers/lesson-Plans/atb/](http://www.usmint.gov/kids/teachers/lesson-Plans/atb/).
- National Park Service: [www.nps.gov](http://www.nps.gov).
- El Yunque National Forest: [www.fs.fed.us/r8/el\\_yunque/.../9-22-2005\\_americas\\_rain\\_forest.shtml](http://www.fs.fed.us/r8/el_yunque/.../9-22-2005_americas_rain_forest.shtml).
- Coqui frog sounds: [www.fs.fed.us/outernet/r8/caribbean/wildlife-facts/2008/wild-life-facts\\_sounds\\_2008/coqui\\_comun.wav](http://www.fs.fed.us/outernet/r8/caribbean/wildlife-facts/2008/wild-life-facts_sounds_2008/coqui_comun.wav).




Name \_\_\_\_\_

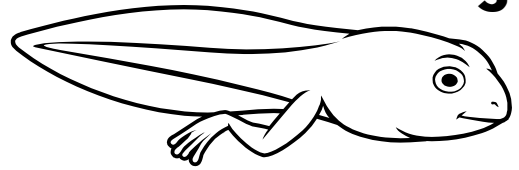
# Hopping for Frogs

**Directions:** Cut out and paste each picture in order in the shape of a circle on construction paper or a paper plate. Label each picture with words from the word bank. Add arrows to form a circle. Label it "Life Cycle of the Frog" in the middle. Write your name on the back.

1




3



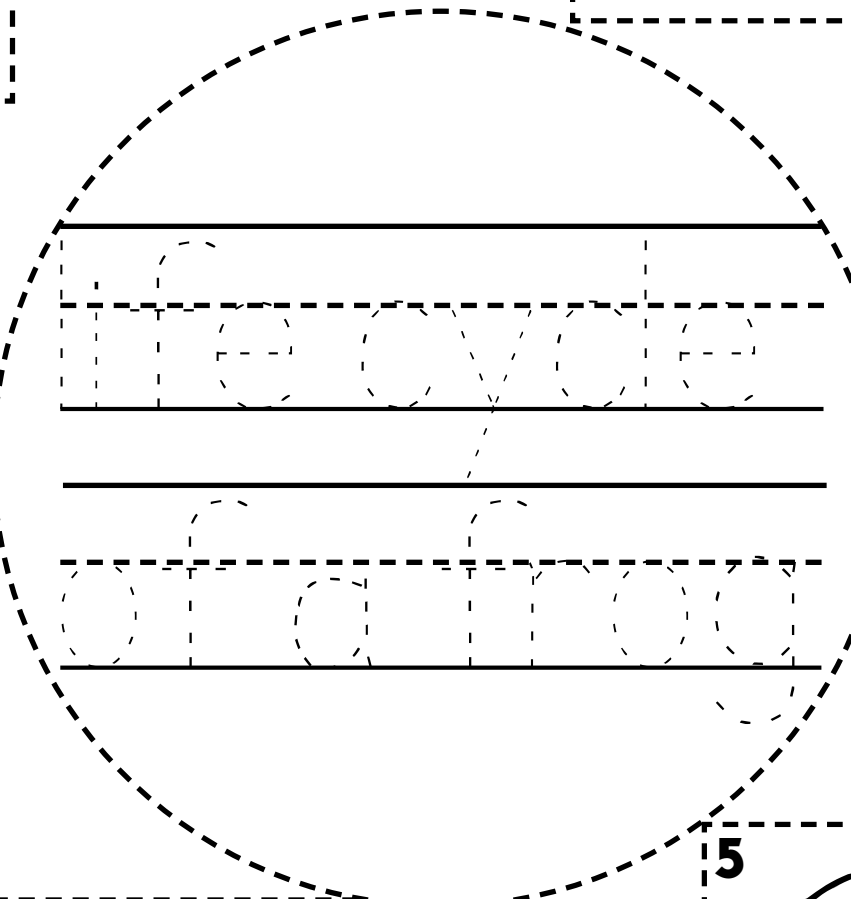

2



4



5



## WORD BANK

eggs

tadpole

tadpole with back legs

froglet

adult



# The United States of America

